



**Designed
& Engineered
in the USA.**



Powering your life.



www.championpowerequipment.co.uk



ABOUT US

Champion Power Equipment Europe is part of BPE Holdings Ltd, which is the exclusive European wholesale distributor for one of the biggest selling generator brands in North America. Their Headquarters are in the UK, with strategically placed European warehouses allowing ease of distribution across Europe and beyond. Due to the growing demand for Champion Products our policy is to maintain sufficient stock levels ensuring customer satisfaction.

At Champion Power Equipment Europe our legendary service ensures customers are our number one priority. You should find your experience with Champion Power Equipment Europe to be effortless. Our dedicated team will seek to provide you with the information and products you require to make your business better. We are straight talking, efficient; supportive and relentless in our desire to make you our number one priority.

About Champion Power Equipment

The Head Offices are in California with additional facilities in Jackson & Toronto, the research and development centre is based in Milwaukee, Wisconsin, with it's rich history of engineering Champion were able recruit the most talented and experienced engineering minds to run their state-of-the-art product development facility. Champion Engine Technology (CET) is the technical innovation centre for Champion Power Equipment. With engines at the heart of all Champion's products CET possess deep expertise in engine design and technology.

Champion Power Equipment prides itself on product innovation, from Dual Fuel technology to convenient remote starting functions they anticipate customer's needs by providing new features and enhancements, such as the brand new 'Mighty Atom' mooted to be the lightest 2KW petrol inverter generator in the world. Innovation is in their DNA so for work, recreation or home use, Champion products are the standard for performance excellence.

Champion Power Equipment Europe has the power to make your life easier.

OUR GUIDING PRINCIPLES REMIND US OF WHAT IS IMPORTANT



We are committed to continuously strengthening our brands and products to improve our competitive position.



We are focused on supporting both our distributors and the end customer alike. As such we constantly improve the quality, look, feel and image of our products and our organisational structures to exceed customer expectations and to provide them with the highest value.



We are a company which is innovative & at the forefront of product design.



We are dedicated to consistently delivering outstanding products and consistently effective customer service.

CONTENTS



INVERTER GENERATORS 7

- 1000 Watt Inverter Generator
- 2000 Watt Inverter Generator
- 2300 Watt Inverter Generator 110v
- 2500 Watt Inverter Generator
- 3100 Watt Inverter Generator 110v
- 3100 Watt Inverter Generator
- 3100 Watt Premier Inverter Generator

FRAME TYPE GENERATORS 15

- 3500 Watt Frame Type Inverter
- 2800 Watt Generator
- 3500 Watt Generator
- 5500 Watt Generator
- 8000 Watt Generator

LPG DUAL FUEL GENERATORS 21

- 2000 Watt LPG Dual Fuel Inverter
- 3300 Watt LPG Dual Fuel Inverter
- 2800 Watt LPG Dual Fuel Generator
- 7000 Watt LPG Dual Fuel Generator

DIESEL GENERATORS 26

- 4600 Watt Diesel Generator
- 5000 Watt Diesel Generator
- 6000 Watt Diesel Generator 3 Phase
- 11000 Watt Diesel Generator
- 12500 Watt Diesel Generator 3 Phase

HOME STANDBY GENERATORS 31

- 8500 Watt Standby Generator
- 12500 Watt Standby Generator

PRESSURE WASHERS 34

- 2600 PSI Pressure Washer
- 3200 PSI Pressure Washer
- 4200 PSI Pressure Washer

CHIPPER SHREDDERS 38

- 2 Inch Wood Chipper Shredder
- 4 Inch Wood Chipper Shredder

GENERATOR ACCESSORIES 42

CHOOSING A GENERATOR

All electrical products have a data plate with information regarding their power usage. For most power tools i.e. drills sanders etc their listed wattage is all the power they require to run.

Household items such as lights, TV's, DVD's etc. fall in the same category. Items such as freezers, fridges, washing machines etc are usually different. Whilst they may state a wattage rating, due to the type of motor used, they can often require a much greater rating on start up, then once started the continuous usage is reduced.

If you are unsure as to what power usage a product has it is always advisable to contact the relevant manufacturers sales or technical dept, quoting model number and requesting the START UP wattage & RUNNING wattage of your item. With this information you will be able to determine accurately the size of generator you require. The generators in this brochure are listed according to their output.

DECIBELS EXPLAINED



Our average frame type generator sits at 68 Decibels - louder than a dishwasher but quieter than traffic or an alarm clock. Our Inverters are even quieter! Starting at 53 Decibels they are louder than rainfall but quieter than a typical conversation!

INVERTERS & COMPUTERS

Running your home computers, alarm systems and other sensitive equipment from a standard generator is not advisable, if you intend to power this type of equipment via a frame type generator it is essential that it incorporates an Automatic Voltage Regulator (AVR) which are provided as a standard feature on our Warrior and Champion Range. We always recommend any sensitive equipment is powered using an inverter method which produces a smooth sine similar to mains power electricity.

Please note!!! That as a generator runs out of fuel, the engine is likely to surge. To avoid this affecting electronic equipment an Uninterruptible Power Supply (UPS) can be used. These are typically sold for use with computers so that data is not lost in the event of a power cut.

RATED POWER FOR SELECTED EQUIPMENT

Machine	Power in Watts	Starting Coefficient	Machine	Power in Watts	Starting Coefficient
WORKSHOP TOOLS			HOME APPLIANCES		
Angle Grinder	500-900	2	Coffee Maker	750-1050	1
Cement Mixer	500-850	3	Deep Freeze	90-400	3+
Circular Saw	1000-1600	1.5	Fryer	1800-2000	1
Compressor	1200-2500	3+	Grill	1000-2500	1
Drill	500-1100	1	Hair Dryer	1800-2200	1
Finishing Sander	135-350	1	Microwave Oven	1200-1600	2
Grinder	120-400	1.5	Mixer	300-700	1
Hammer Drill	600-800	1	Oven	1800-3000	1
High Pressure Washer	1200-3000	3	Refrigerator	50-250	3
Hot Air Gun	1600-2000	1	Steam Iron	1400-2260	1
Jig Saw	350-750	1	Toaster	850-1150	1
Orbital Sander	300-450	1	Tumble Dryer	1200-2500	1
Peeling Machine	1800-2000	1	Vacuum Cleaner	700-1800	1
Planer	470-750	1	Washing Machine	2100-2400	1.5
Router	800-1300	1	LIGHTING - TV - HIFI - COMPUTER		
Spray Gun	95-750	1	Desk Lamp	50-150	1
GARDEN TOOLS			Radio	50-150	1
Chain Saw	1400-1800	2	TV	100-350	1
Hedge Trimmer	400-800	2	OTHER		
Lawn Mower	300-1600	2	Air-conditioner	500-2500	3+
Shredder	700-2500	2	Heating	1000-1800	1
String Trimmer	200-600	2			

BENEFITS OF CHAMPION GENERATORS

Professional-grade Champion engines	Long life. Reliability. Pan-European Service network for maintenance.
Automatic Voltage Regulator- AVR	Stable voltage prevents light flickering. Stable voltage prevents damage to sensitive equipment.
Voltmeter	For voltage indication and performance monitoring.
Thermal circuit breaker	To provide overload protection.
Large fuel tank	Extended run time saves refilling time and increases efficiency in commercial environments.
Extra large muffler - QGS	Environmentally friendly: reduced noise emission, improved tonal quality and minimised nuisance factor.
Low-oil shut-down system	Prevents engine failure due to lack of oil.
Cradle mounted outlet control panel	User friendly: easy access to sockets. Minimising fatigue failure due to reduced vibration.
Electric start (optional)	Effortless starting.
Wheel kit (Optional)	Ease of mobility.
Heavy duty cradles for promax: 32 & 38mm tubing with powder paint	High level of protection for industrial appliances.

KEY TO ICONS



Overload Protection

To help prevent damage to the engine, Overload Protection will automatically switch the generator off when it detects that the power usage exceeds the rated wattage.



Coldstart Technology

These generators have been designed to start even in extremely cold temperatures. (You can watch our Siberia Cold Test Chamber videos on our website!)



Parallel Connection

Generators with Parallel Connection allow you to do just that - connect two Champion Generators of the same model to increase the power to around 90% of the combined rated Watts.



Automatic Voltage Regulator

AVR technology provides a steady motor speed alongside excellent emissions. This creates an environmentally friendly generator with reduced noise.



Volt Guard

To prevent damage to the engine, the Volt Guard continuously monitors the voltage output of the generator and will shut it down should any irregularities appear.



Intelligauge

Generators fitted with our Intelligauge show a real-time display of Voltage, Hertz and Running Hours.



Electric Start

These generators can be started by a push button or electric key start.



Wireless Remote

Now you can start and stop your Champion compatible portable generator from up to 24m away with the push of a button! Portable generators with Wireless Remote Start include a convenient remote key fob.



USB Connection

USB Connection allows you to connect to your generator via USB as well as your standard plug points.

INVERTER GENERATORS





1000 WATT INVERTER GENERATOR

710011-E 710011-EU

Max AC output:	1000 Watts
Noise Level:	53 dBA @ 7m
Running Watts:	900 Watts
Warranty:	3 years
Certification:	CE, EC, EPA Approved



i DESCRIPTION

The Champion 710011-E portable inverter petrol generator is powered by a 50cc CET single cylinder, 4-stroke OHV engine that produces 1000 max watts.

The main outstanding feature on a Champion inverter is the delay stop, allowing equipment to stop running or power down so no power surge applies.

Another outstanding feature is the start up current. It has a special peak current of 15.8 amp per millisecond which is ideal for RV, motor homes and caravans. It allows equipment to start up without tripping or overloading the generator, especially when running A/C units or similar.

With a 2.8 litre fuel tank this unit can run up to 10 hours at 25% load. Our OHV engine is equipped with a low oil shut-off sensor & designed for long life & easy maintenance. This unit also contains true sine wave inverter technology making it safe to power all of your sensitive electronic devices. This unit is ideal for camping trips, hunting, travelling, picnics, tailgating & light jobs around the house.

This model comes complete with parallel function but does not have 12DC Output.

FEATURES

- True sine wave inverter technology
- Economy mode to save fuel
- Overload protection
- 240V AC Load
- Up to 10 hours run time at 25% load
- 53 dBA at 7m.
- Easy pull recoil start
- Low oil shut-off sensor
- Stackable design
- Parallel capability
- Built in carrying handle

✓ SPECIFICATIONS

Starting Watts	1125
Max Watts	1000
Rated Watts	900
AC Load	1 x 240V 13 Amp (UK) 1 x 220V 16 Amp (EU)
Frequency	50Hz
Engine	50cc Champion OHV
Fuel Capacity	2.8 Litre
Oil Capacity	0.4 Litres
Noise Level	53 dBA @ 7m
Start Type	Manual
RPM	Auto based on load
Dimensions (L*W*H)	51.5 x 34.5 x 45 cm
Certification	CE, EC, EPA Approved
Weight (Kg)	15.6
Choke	Manual
Operation capacity (hr)	10 Hrs @ 25% load

+ INCLUDED

- Oil Funnel



2000 WATT INVERTER GENERATOR

820011-E 820011-E-EU

Max AC output:	2000 Watts
Noise Level:	53 dBA @ 7m
Running Watts:	1600 Watts
Warranty:	3 years
Certification:	CE, EC, EPA Approved



i DESCRIPTION

Lightweight power and clever design are yours with the Champion 2000 Watt stackable inverter generator. Rely on the 80cc engine and enjoy a quiet 53 dBA for up to 11 hours of run time. The optional ParaLINK Parallel Kit doubles your output and saves space.

Champion's innovative EZ Start Dial takes the confusion out of starting an engine with easy access to all the controls you need, plus Cold Start Technology ensures a quick start in cold weather.

The easy to read Digital LED Display includes maintenance, low oil and receptacle status indicators and monitors power output, total run time, fuel level and fuel life.

Champion minimizes the hassle of refuelling in the dark with Fuel Fill Assist LED, a cleverly designed push-button LED built right into the handle to illuminate the petrol fill area.

FEATURES

- 2000 Max Watts
- 1600 Running Watts
- EZ Start Dial
- Stackable
- Ultra Quiet at only 53 dBA
- Digital LED display
- True sine wave inverter technology
- Economy mode to save fuel
- Dual Port (2.1A/1A) USB Adapter (Included)
- Parallel Connectable

✓ SPECIFICATIONS

Starting Watts	2235
Max Watts	2000
Rated Watts	1600
AC Load	2 x 240V 13 Amp (UK) 2 x 220V 16 Amp (EU)
Frequency	50Hz
Engine	80cc Champion OHV
Fuel Capacity	4.1 Litres
Oil Capacity	0.38 Litres
Noise Level	53 dBA @ 7m
Start Type	Manual
RPM	Auto based on load
Dimensions (L*W*H)	52 x 33 x 43 cm
Certification	CE, EC, EPA Approved
Weight (Kg)	19.6
Operation capacity (hr)	11 Hrs @ 25% load

+ INCLUDED

- Oil Funnel
- Dual USB Interface



110V 2300 WATT INVERTER GENERATOR

721201

Max AC output:	2300 Watts
Noise Level:	52 dBA @ 7m
Running Watts:	1900 Watts
Warranty:	3 years
Certification:	CE, EC, EPA Approved



DESCRIPTION

The Champion Power Equipment 721201i portable inverter petrol generator is powered by an 80cc Champion single cylinder, 4-stroke OHV engine that produces 2300 max watts.

The main outstanding feature on a Champion inverter is the delay stop, allowing equipment to stop running or power down so no power surge applies.

Another outstanding feature is the start up current. It has a special peak current of 15.8 amp per millisecond which is ideal for RV, motor homes and caravans. It allows equipment to start up without tripping or overloading the generator, especially when running A/C units or similar.

With a 3.8 litre fuel tank this unit can run up to 9.5 hours at 25% load. Our OHV engine is equipped with a low oil shut-off sensor and designed for long life and easy maintenance. This unit also contains true sine wave inverter technology making it safe to power all of your sensitive electronic devices. This unit is ideal for camping trips, hunting, travelling, picnics, and light jobs around the house.



FEATURES

- 2300 Max Watts
- Economy mode to save fuel
- Stackable design
- True sine wave inverter technology
- Parallel capability
- Built in carrying handle



SPECIFICATIONS

Starting Watts	2500
Max Watts	2300
Rated Watts	1900
AC Load	1 x110V 16 Amp (UK)
Frequency	50Hz
Engine	80cc Champion OHV
Fuel Capacity	3.8 Litres
Oil Capacity	0.4 Litres
Noise Level	52 dBA @ 7m
Start Type	Manual
RPM	Auto based on load
Dimensions (L*W*H)	55.4 x 41 x 46.5cm
Certification	CE, EC, EPA Approved
Weight (Kg)	22.5
Operation capacity (hr)	9.5 Hrs @ 25% load



INCLUDED

- Oil Funnel
- 12V DC Leads
- USB Connection



DESCRIPTION

The Mighty Atom is the lightest 2500 Watt Inverter generator currently on the market!

Now lightweight power and clever design are yours with the Champion 2500-watt inverter generator. Rely on the 79cc engine and enjoy a quiet 53 dBA for up to 6 hours of run time.

True Sine Wave inverter technology makes this generator ideal for sensitive electronics such as computers, laptops and TV. Perfect for your next camping trip or powering small household items like fridges/freezers, power tools, lighting units & garden equipment.

This inverter has parallel capability allowing you to pair up with other Champion Inverters using an optional Parallel Kit.

Backed with a 3 year warranty, you can be assured of quality and support.



FEATURES

- 2500 Max Watts
- 1900 Running Watts
- Weighs only 16.6Kg
- Ultra Quiet at only 53 dBA
- LED Indicators
- True sine wave inverter technology
- Economy mode to save fuel
- Parallel Connectable

2500 WATT INVERTER GENERATOR

920011

920011-EU

Max AC output:	2500 Watts
Noise Level:	53 dBA @ 7m
Running Watts:	1900 Watts
Warranty:	3 years
Certification:	CE Approved



SPECIFICATIONS

Starting Watts	2700
Max Watts	2500
Rated Watts	1900
AC Load	2 x 240V 13 Amp (UK) 2 x 220V 16 Amp (EU)
Frequency	50Hz
Engine	79cc
Fuel Capacity	4.0 Litres
Oil Capacity	0.5 Litres
Noise Level	53 dBA @ 7m
Start Type	Manual
RPM	4300
Dimensions (L*W*H)	44 x 28.5 x 44.5 cm
Certification	CE Approved
Weight (Kg)	16.6
Choke	Manual
Operation capacity (hr)	6 Hrs @ 25% load



INCLUDED

- Oil Funnel

* Measured against all major known brands at the time of print.



3100 WATT INVERTER GENERATOR

73001I-E 73001I-EU

Max AC output:	3100 Watts
Noise Level:	58 dBA @ 7m
Running Watts:	2800 Watts
Warranty:	3 years
Certification:	CE, EC, EPA Approved



DESCRIPTION

The Champion 73001I-E portable inverter petrol generator is powered by an 171cc Champion single cylinder, 4-stroke OHV engine that produces 3100 max watts.

This Champion Inverter generator is powered by a 3100 watt engine and is loaded with extras like a USB interface & 3in1 Intelligauge.

Champion Inverters boast a unique feature with a digital 15 second power delay, which allows sensitive equipment to be left plugged in on start-up & shut down, a component unlike any other Generator.

With a 6 litre fuel tank this unit can run up to 8 hours at 25% load. Our OHV engine is equipped with a low oil shut-off sensor and designed for long life and easy maintenance.

This unit also contains true sine wave inverter technology making it safe to power all of your sensitive electronic devices.

Ideal for camping trips, hunting, travelling, picnics, and light jobs around the house. The built-in handle and wheel kit make it easily portable.



FEATURES

- True sine wave inverter technology
- Economy mode to save fuel
- Overload protection
- Intelligent 3in1 Volt Meter
- Built-in Handle and Wheel Kit
- Parallel capability
- A digital 15 second power delay allows even sensitive electronic devices to be plugged in on start up & shut down - A feature unlike any other generator.



SPECIFICATIONS

Starting Watts	3500
Max Watts	3100
Rated Watts	2800
AC Load	2 x 240V 13 Amp (UK) 2 x 220V 16 Amp (EU)
Frequency	50Hz
Engine	171cc Champion OHV
Fuel Capacity	6 Litres
Oil Capacity	0.6 Litres
Noise Level	58 dBA @ 7m
Start Type	Manual
RPM	Auto based on load
Dimensions (L*W*H)	61 x 47 x 50 cm
Certification	CE, EC, EPA Approved
Weight (Kg)	36.9
Operation capacity (hr)	8 Hrs @ 25% load



INCLUDED

- Oil Funnel
- 12V DC Leads
- USB Connection



DESCRIPTION

The Champion 73120i portable inverter petrol generator is powered by an 170cc Champion single cylinder, 4-stroke OHV engine that produces 3100 max watts.

Champion Generators are in a league of their own with regards to engine technology and features. All Champion engines are designed, engineered and tested in the most demanding environments. These testing videos can be viewed on the Champion Power Equipment website.

With a 6 litre fuel tank this unit can run up to 8 hours at 25% load. Our OHV engine is equipped with a low oil shut-off sensor and designed for long life and easy maintenance.

This unit also contains true sine wave inverter technology making it safe to power all of your sensitive electronic devices. This unit is ideal for camping trips, hunting, travelling, picnics, and light jobs around the house. The built-in handle and wheel kit make it easily portable.



FEATURES

- 3100 Max Watts
- Economy mode to save fuel
- Stackable design
- True sine wave inverter technology
- Built in carrying handle

110V 3100 WATT INVERTER GENERATOR

73120i

Max AC output:	3100 Watts
Noise Level:	57 dBA @ 7m
Running Watts:	2800 Watts
Warranty:	3 years
Certification:	CE, EC, EPA Approved



SPECIFICATIONS

Starting Watts	3500
Max Watts	3100
Rated Watts	2800
AC Load	2 x 110v 16 Amp (UK)
Frequency	50Hz
Engine	170cc Champion OHV
Fuel Capacity	6 Litres
Oil Capacity	0.6 Litres
Noise Level	57 dBA @ 7m
Start Type	Electric / Manual
RPM	Auto based on load
Dimensions (L*W*H)	68 x 49 x 50.5 cm
Certification	CE, EC, EPA Approved
Weight (Kg)	43
Operation capacity (hr)	8 Hrs @ 25% load



INCLUDED

- Oil Funnel
- 12V DC Leads
- USB Connection



3100 WATT PREMIER INVERTER GENERATOR

730011-P 730011-P-EU

Max AC output:	3100 Watts
Noise Level:	58 dBA @ 7m
Running Watts:	2800 Watts
Warranty:	3 years
Certification:	CE, EC, EPA Approved



i DESCRIPTION

This is our Champion signature Inverter generator loaded with optional extras like Wireless Remote Start and Dual USB interface powered by a 3.1 kilowatt powerful engine.

The 730011-P portable inverter petrol generator is powered by a 171cc Champion single cylinder, 4-stroke OHV engine that produces 3100 max watts. With a 6 litre fuel tank this unit can run up to 8 hours at 25% load.

The main outstanding feature on a Champion inverter is the delay stop, allowing equipment to stop running or power down so no power surge applies.

Another outstanding feature is the start up current. It has a special peak current of 15.8 amp per millisecond which is ideal for RV, motor homes and caravans. It allows equipment to start up without tripping or overloading the generator, especially when running A/C units or similar.

Complete with "smart charger" to top up the battery directly from the mains as necessary.

FEATURES

- True sine wave inverter technology
- Economy mode to save fuel
- Overload protection
- Intelligent 3in1 Volt Meter
- Built-in Handle and Wheel Kit
- Parallel capability
- A digital 15 second power delay allows even sensitive electronic devices to be plugged in on start up & shut down - A feature unlike any other generator
- Peak current capability of 15.8 amp allowing equipment to start up without tripping or overloading the generator especially running A/C units or similar.
- Wireless remote start

Please note: images may differ slightly to actual product depending on UK or EU models.

www.ChampionPowerEquipment.co.uk

50% Quieter & 20% Lighter*



3500 WATT FRAME TYPE INVERTER

CPG4000DHY CPG4000DHY-EU

Max AC output:	3500 Watts
Noise Level:	64 dBA @ 7m
Running Watts:	3300 Watts
Warranty:	3 years
Certification:	CE, EC, EPA Approved



i DESCRIPTION

The Champion Power Equipment CPG4000DHY portable petrol inverter is powered by a 224cc Champion OHV engine that produces 3300 running watts and 3500 max watts.

Inverter technology means this generator is safe to use on all sensitive electronic equipment such as computers, laptops and television.

50% Quieter & 20% Lighter:

By integrating digital components used in more advanced inverters - known as Quiet Technology - and utilizing a more efficient mechanical design, Champion were able to cut the generator's noise level in half and reduce its overall footprint and weight by 20%.

FEATURES

- 3500 Max Watts
- Clean Power - Low THD (3% or less)
- Extended run time - Up to 17 hours run time at 25% load
- Quick touch panel - all controls on one panel
- Economy mode - save fuel and extend engine life
- True sine wave inverter technology
- Wireless remote start

Please note: images may differ slightly to actual product depending on UK or EU models.

www.ChampionPowerEquipment.co.uk

✓ SPECIFICATIONS

Starting Watts	3500
Max Watts	3100
Rated Watts	2800
AC Load	2 x 240V 13 Amp (UK) 2 x 220V 16 Amp (EU)
Frequency	50Hz
Engine	171cc Champion OHV
Fuel Capacity	6 Litres
Oil Capacity	0.6 Litres
Noise Level	58 dBA @ 7m
Start Type	Electric, Remote & Manual
RPM	Auto based on load
Dimensions (L*W*H)	69 x 49 x 50.5 cm
Certification	CE, EC, EPA Approved
Weight (Kg)	43
Operation capacity (hr)	8 Hrs @ 25% load

+ INCLUDED

- Oil Funnel
- 12V DC Leads
- Champion Wireless Key Fob
- Dual USB Interface
- Smart Charger

✓ SPECIFICATIONS

Starting Watts	3750
Max Watts	3500
Rated Watts	3300
AC Load	2 x 240v 13 Amp (UK) 2 x 220v 16 Amp (EU)
Frequency	50Hz
Engine	224cc OHV Champion
Fuel Capacity	11 Litres
Oil Capacity	0.6 Litres
Noise Level	64 dBA @ 7m
Start Type	Electric, Remote & Manual
RPM	Auto based on load
Dimensions (L*W*H)	53.5 x 47 x 47 cm
Certification	CE, EC, EPA Approved
Weight (Kg)	43.9
Operation capacity (hr)	17 Hrs @ 25% load

+ INCLUDED

- Oil Funnel
- USB Adapter
- Battery Charging Cables
- Champion Wireless Key Fob
- Wheels & handle

*Compared to traditional 3300W Champion Generator

FRAME TYPE GENERATORS



DESCRIPTION

This specially designed portable generator is ideal for all sorts of leisure, domestic, construction and industrial light applications. The auto governor generator has AVR technology which provides a steady motor speed alongside excellent emissions. This creates an environmentally friendly generator with reduced noise.

Easy and reliable to adjust due to its advanced MCU. Heavy-duty industrial frame design provides full protection and aids portability.

This powerful and reliable generator is fitted with a 12V battery charging outlet and 230v and 110v sockets*. It is also fitted with a maintenance-free brushless alternator.

This is a smooth running unit fitted with anti-vibration mountings, a fuel gauge and an automatic low oil cut-out feature.

With a 14.3 litre fuel tank this unit can run up to 12 hours at 50% load. Our OHV engine is designed for long life and easy maintenance. This unit is ideal for RV's, camping trips, hunting, travelling, jobs around the house, or as home back-up power during emergencies.

*Please note: 110v provides approximately 40-50% lower output (watts) than 240v.



FEATURES

- 2800 Max Watts
- 110V / 240V AC load
- Up to 12 hours run time at 50% load
- Easy pull recoil start
- Low oil shut-off sensor
- 2.5cm durable tubular steel frame

2800 WATT CHAMPION GENERATOR

CPG3500 CPG3500-EU

Max AC output:	2800 Watts*
Noise Level:	68 dBA @ 7m
Running Watts:	2500 Watts
Warranty:	3 years
Certification:	CE, EC, EPA Approved



SPECIFICATIONS

Starting Watts	3125
Max Watts	2800
Rated Watts	2500
AC Load	1 x 110v 16amp (UK) 1 x 240v 16amp (UK) 2 x 220v 16amp (EU)
Frequency	50Hz
Engine	196cc Champion OHV
Fuel Capacity	15 Litres
Oil Capacity	0.6 Litres
Noise Level	68 dBA @ 7m
Start Type	Manual
RPM	3000
Dimensions (L*W*H)	61.5 x 48 x 47cm
Certification	CE, EC, EPA Approved
Weight (Kg)	46.5
Operation capacity (hr)	12 Hrs @ 50% load



INCLUDED

- Oil Funnel
- OPTIONAL Wheel Kit available separately



3500 WATT CHAMPION GENERATOR

CPG4000E1 CPG4000E1-EU

Max AC output:	3500 Watts*
Noise Level:	68 dBA @ 7m
Running Watts:	3000 Watts
Warranty:	3 years
Certification:	CE, EC, EPA Approved



i DESCRIPTION

The Champion Power Equipment CPG4000E1 portable petrol generator is powered by a 7.5hp 224cc Champion single cylinder, 4-stroke OHV engine that produces 3000 running watts and 3750 starting watts.

With a 14.4 litre fuel tank this unit can run up to 12 hours at 50% load.

This powerful and reliable generator is fitted with a 12V battery charging outlet and 230v and 110v sockets*.

Our OHV engine is equipped with a low oil shut-off sensor and designed for long life and easy maintenance. This unit is ideal for RV's, camping trips, hunting, travelling, jobs around the house, or home back-up power during emergencies.

*Please note: 110v provides approximately 40-50% lower output (watts) than 240v.

FEATURES

- 3500 Max watts
- 110V / 240V AC load
- Electric Push Button Start
- Up to 12 hours run time at 50% load
- 68 dBA at 7m.
- Easy Start pull recoil start
- Low oil shut-off sensor
- 2.5cm durable tubular steel frame

✓ SPECIFICATIONS

Starting Watts	3750
Max Watts	3500
Rated Watts	3000
AC Load	1 x 110v 16amp (UK) 1 x 240v 16amp (UK) 2 x 220v 16amp (EU)
Frequency	50Hz
Engine	224cc Champion OHV
Fuel Capacity	15 Litres
Oil Capacity	0.6 Litres
Noise Level	68 dBA @ 7m
Start Type	Electric, Manual
RPM	3000
Dimensions (L*W*H)	61 x 48.5 x 47.5 cm
Certification	CE, EC, EPA Approved
Weight (Kg)	51.5
Operation capacity (hr)	12 Hrs @ 50% load

+ INCLUDED

- Oil Funnel
- OPTIONAL Wheel Kit available separately

Please note: images may differ slightly to actual product depending on UK or EU models.

www.ChampionPowerEquipment.co.uk



5500 WATT CHAMPION GENERATOR

CPG6500 CPG6500-EU

Max AC output:	5500 Watts*
Noise Level:	74 dBA @ 7m
Running Watts:	5000 Watts
Warranty:	3 years
Certification:	CE, EC, EPA Approved



i DESCRIPTION

The CPG6500 is powered by a 13hp 389cc Champion single cylinder, 4-stroke OHV engine that produces 5000 running watts and 6250 starting watts.

With a 25 litre fuel tank this unit can run up to 10 hours at 50% load.

This powerful and reliable generator is fitted with a 12V battery charging outlet and 230v and 110v sockets*.

Our OHV engine is equipped with a low oil shut-off sensor & is designed for long life & easy maintenance.

This unit is ideal for RV's, trailers, travelling, picnics, power tools, jobs around the house, or home back-up power during emergencies.

*Please note: 110v provides approximately 40-50% lower output (watts) than 240v.

FEATURES

- 5500 Max watts
- 110V 32amp / 240V 32amp AC load
- Up to 10 hours run time at 50% load
- 74 dBA at 7m.
- Wireless remote start
- Integrated u-shape handle
- Push-button electric start
- Low oil shut-off sensor
- Intelligent 3in1 Volt Meter
- 3.1cm durable tubular steel frame
- Wheel kit included

Please note: images may differ slightly to actual product depending on UK or EU models.

www.ChampionPowerEquipment.co.uk

✓ SPECIFICATIONS

Starting Watts	6250
Max Watts	5500
Rated Watts	5000
AC Load	2 x 110V 32amp (UK) 1 x 240V 32amp (UK) 1 x 220v 16amp (EU) 1 x 220v 32amp (EU)
Frequency	50Hz
Engine	389cc Champion OHV
Fuel Capacity	25 Litres
Oil Capacity	1.1 Litres
Noise Level	74 dBA @ 7m
Start Type	Electric, Remote & Manual
RPM	3000
Dimensions (L*W*H)	80 x 58.5 x 57.5 cm
Certification	CE, EC, EPA Approved
Weight (Kg)	91.5
Operation capacity (hr)	10 Hrs @ 50% load

+ INCLUDED

- Oil Funnel
- Champion Wireless Key Fob
- 25cm Never Flat Wheel Kit



8000 WATT CHAMPION GENERATOR

CPG9000E2 CPG9000E2-EU

Max AC output:	8000 Watts*
Noise Level:	74 dBA @ 7m
Running Watts:	7500 Watts
Warranty:	3 years
Certification:	CE, EC, EPA Approved



i DESCRIPTION

The Champion Power Equipment CPG9000E2 portable electric start petrol generator is powered by a 15hp 459cc Champion single cylinder, 4-stroke OHV engine that produces 7500 running watts and 9375 starting watts.

This powerful and reliable generator is fitted with a 12V battery charging outlet and 230V and 110V sockets*.

With a 25 litre fuel tank this unit can run up to 10 hours at 50% load. Our OHV engine is equipped with a low oil shut-off sensor and designed for long life and easy maintenance.

This unit is ideal for RV's, trailers, travelling, power tools, jobs around the house, or home back-up power during emergencies.

*Please note: 110v provides approximately 40-50% lower output (watts) than 240v.

FEATURES

- 8000 Max watts
- 110v (32amp) / 240v (32amp) AC load
- Up to 10 hours run time at 50% load
- 74 dBA at 7m.
- Integrated u-shape handle
- Push-button electric start
- Wireless remote start
- Low oil shut-off sensor
- 3.1cm in durable tubular steel frame
- Wheel kit included

SPECIFICATIONS

Starting Watts	9375
Max Watts	8000
Rated Watts	7500
AC Load	2 x 110v 32amp 1 x 240v 32amp 2 x 220v 16amp (EU) 1 x 220v 32amp (EU)
Frequency	50Hz
Engine	459cc Champion OHV
Fuel Capacity	25 Litres
Oil Capacity	1.1 Litres
Noise Level	74 dBA @ 7m
Start Type	Electric, Remote & Manual
RPM	3000
Dimensions (L*W*H)	80 x 58.5 x 57.5 cm
Certification	CE, EC, EPA Approved
Weight (Kg)	97.5
Operation capacity (hr)	10 Hrs @ 50% load


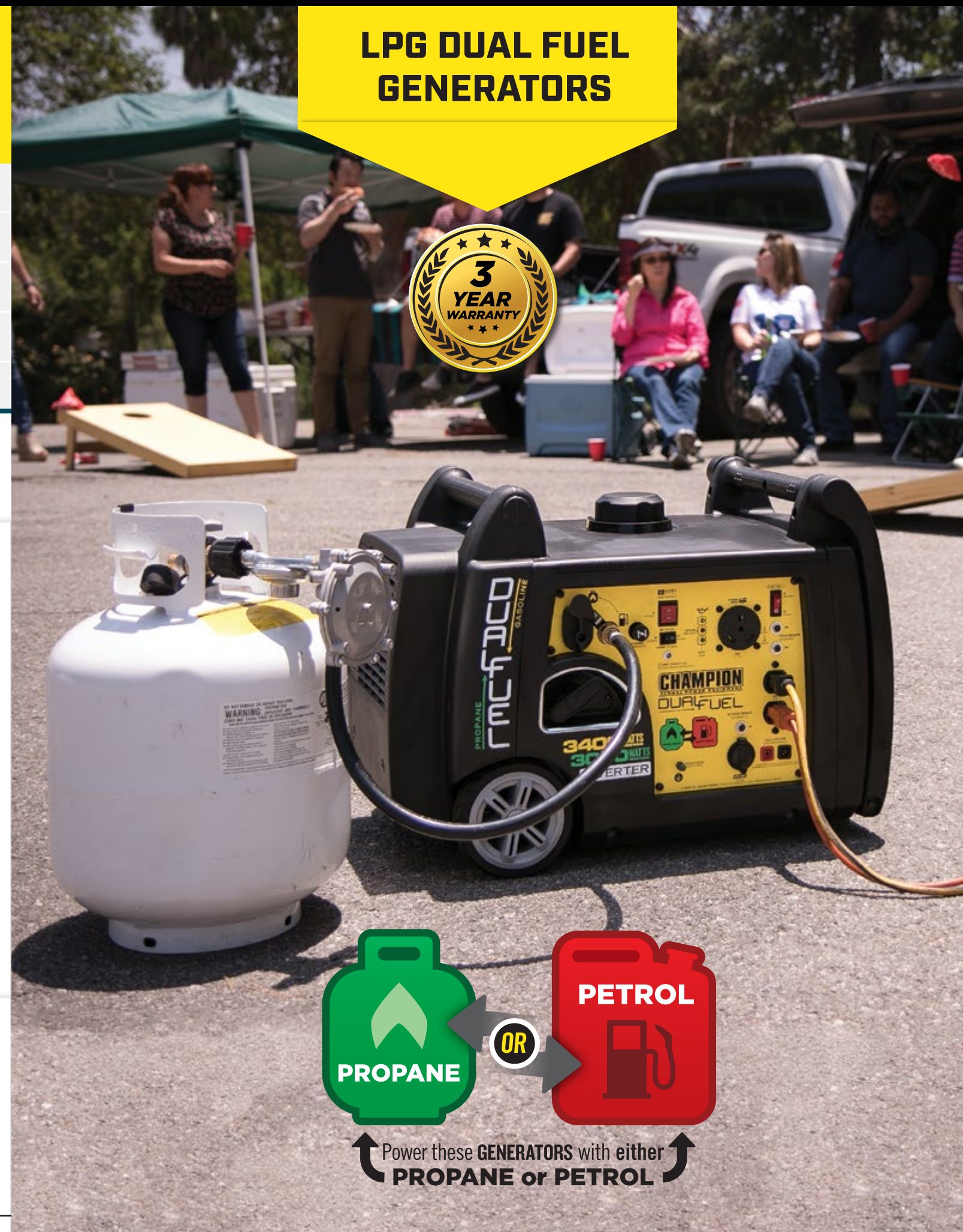
+ INCLUDED

- Oil Funnel
- Champion Wireless Key Fob
- 25cm Never Flat Wheel Kit

Please note: images may differ slightly to actual product depending on UK or EU models.

www.ChampionPowerEquipment.co.uk

LPG DUAL FUEL GENERATORS



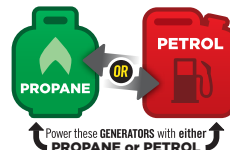
Power these GENERATORS with either
PROPANE or PETROL



2000 WATT LPG DUAL FUEL INVERTER

82001i-E-DF 82001i-E-DF-EU

Max AC output:	2000/1800 (LPG)
Noise Level:	53 dBA @ 7m
Running Watts:	1600/1440 (LPG)
Warranty:	3 years
Certification:	CE Approved



i DESCRIPTION

The Champion Power Equipment 100402 2000-Watt Dual Fuel Portable Inverter Generator is ideal for camping, powering items around the Caravan or providing backup for a few basics. This unit is not recommended for emergency home backup.

The innovative EZ Start Dial takes the confusion out of starting an engine, plus it allows you to switch fuels with a quick turn of the dial. Cold Start Technology ensures a quick start in cold weather.

The easy to read Digital LED Display includes maintenance, low oil and receptacle status indicators and monitors power output, total run time, fuel level and fuel life. Champion minimizes the hassle of refuelling in the dark with Fuel Fill Assist LED, a cleverly designed push-button LED built right into the handle to illuminate the gasoline fill area.

*Please note the image shown may differ slightly depending on UK/EU model.

FEATURES

- 2000 Max Watts
- 1600 Running Watts
- Propane Gas or Petrol Powered
- Super quiet at only 53 dBA
- 12v DC Outlet
- True sine wave inverter technology
- Overload protection
- Electric Push Button Start
- Intelligent 3in1 Volt Meter
- Parallel Connectable with optional ParaLINK kit
- Runs up to 11 hours on 25% load (petrol)
- Includes dual port USB adapter.
- Smart Economy Mode

Please note: images may differ slightly to actual product depending on UK or EU models.

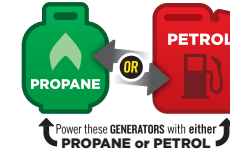
www.ChampionPowerEquipment.co.uk



3300 WATT LPG DUAL FUEL INVERTER

73001i-DF 73001i-DF-EU

Max AC output:	3300 / 3000 (LPG)
Noise Level:	59 dBA @ 7m
Running Watts:	3200 / 2880 (LPG)
Warranty:	3 years
Certification:	CE, EC, EPA Approved



i DESCRIPTION

This is our Champion signature Dual Fuel Inverter generator powered by a 171cc Champion single cylinder, 4-stroke OHV engine that produces 3500 Starting Watts (Petrol Only).

An outstanding feature on the Champion inverter is the delay stop allowing equipment to stop running or power down so no power surge applies and the second outstanding feature is the start up current it has a special peak current of 15.8amps for milliseconds that is ideal for RV, motor homes and caravans allowing equipment to start up without tripping or overloading the generator especially running A/C units or similar.

With a 6 litre fuel tank this unit can run up to 8 hours on petrol and 16 hours on Propane (Based on 19kg bottle). Our OHV engine is equipped with a low oil shut-off sensor and designed for long life and easy maintenance. This unit also contains true sine wave inverter technology making it safe to power all of your sensitive electronic devices. This unit is ideal for camping trips, hunting, travelling, picnics, and light jobs around the house. The built-in handle and wheel kit make it easily portable.

FEATURES

- Propane Gas or Petrol Powered
- 12v DC Outlet
- True sine wave inverter technology
- Economy mode to save fuel
- Overload protection
- Electric Push Button Start
- Intelligent 3in1 Volt Meter
- Built-in Handle and Wheel Kit
- Low oil shut-off sensor
- Dual Port (2.1A/1A) USB Adapter (Included)
- Parallel Connectable

Please note: images may differ slightly to actual product depending on UK or EU models.

www.ChampionPowerEquipment.co.uk

✓ SPECIFICATIONS

Starting Watts	2235 / 2011 LPG
Max Watts	2000 / 1800 LPG
Rated Watts	1600 / 1440 LPG
AC Load	2 x 240v 13 Amp (UK) 2 x 220v 16 Amp (EU)
Frequency	50Hz
Engine	80cc Champion OHV
Fuel Capacity	4.1 Litres
Oil Capacity	0.37 Litres
Noise Level	53 dBA @ 7m
Start Type	Manual
RPM	Auto based on load
Dimensions (L*W*H)	52 x 32 x 43 cm
Certification	CE Approved
Weight (Kg)	21.5
Operation capacity (hr)	11 Hrs @ 25% load (Petrol)

+ INCLUDED

- Oil Funnel
- Dual USB Adapter
- Propane Gas Pipe

✓ SPECIFICATIONS

Starting Watts	3500 / 3150 LPG
Max Watts	3300 / 3000 LPG
Rated Watts	3200 / 2880 LPG
AC Load	2 x 240v 13 Amp (UK) 2 x 220v 16 Amp (EU)
Frequency	50Hz
Engine	171cc Champion OHV
Fuel Capacity	6 Litres
Oil Capacity	0.6 Litres
Noise Level	58 dBA @ 7m
Start Type	Electric & Manual
RPM	Auto based on load
Dimensions (L*W*H)	69 x 49 x 50.5 cm
Certification	CE, EC, EPA Approved
Weight (Kg)	51
Operation capacity (hr)	8/16 (LPG) Hrs @ 25% load

+ INCLUDED

- Oil Funnel
- LPG Connection
- Smart Charger
- USB Adapter



2800 WATT LPG DUAL FUEL GENERATOR

CPG3500E2-DF CPG3500E2-DF-EU

Max AC output:	2800 / 2600* (LPG)
Noise Level:	68 dBA @ 7m
Running Watts:	2500 / 2300 (LPG)
Warranty:	3 years
Certification:	CE, EC, EPA Approved



7000 WATT LPG DUAL FUEL GENERATOR

CPG7500E2-DF CPG7500E2-DF-EU

Max AC output:	7000 / 5500* (LPG)
Noise Level:	74 dBA @ 7m
Running Watts:	6000 / 5000 (LPG)
Warranty:	3 years
Certification:	CE, EC, EPA Approved



DESCRIPTION

The Champion Power Equipment CPG3500E2-DF DF Dual Fuel, Petrol or LPG, portable generator, is powered by a 182cc Champion single cylinder, 4-stroke OHV engine that produces 2500 running watts & 2800 max watts on petrol and 2600 max watts & 2300 running watts on LPG.

With a 15 litre fuel tank this unit can run up to 10 hours at 50% load running on petrol or running off propane 23hrs based on 19kg bottle (0.84kg/hr based on 50% Load).

Our OHV engine is equipped with a low oil shut-off sensor and designed for long life and easy maintenance. This unit is ideal for RV's, camping trips, hunting, travelling, picnics, jobs around the house, or home back-up power during emergencies. Patented volt guard system installed to protect spikes and surges on appliances & equipment also included patented Cold Start technology.

*Please note: 110v provides approximately 40-50% lower output (watts) than 240v.



FEATURES

- 110v / 240v AC load
- Up to 10 hours run time at 50% load (Petrol)
- Up to 23 hours run time 50% load (LPG)
- 68 dBA at 7m
- 3in1 Intelli Gauge
- Easy Start pull recoil start
- Low oil shut-off sensor
- 25cm durable tubular steel frame
- 20cm never flat wheels



SPECIFICATIONS

Starting Watts	3125 / 2875 LPG
Max Watts	2800 / 2600 LPG
Rated Watts	2500 / 2300 LPG
AC Load	1 x 110v 16 Amp (UK) 1 x 240v 16 Amp (UK) 2 x 220v 16 Amp (EU)
Frequency	50Hz
Engine	196cc Champion OHV
Fuel Capacity	15 Litres
Oil Capacity	0.6 Litres
Noise Level	68 dBA @ 7m
Start Type	Electric & Manual
RPM	3000
Dimensions (L*W*H)	71.5 x 50 x 52.5 cm
Certification	CE, EC, EPA Approved
Weight (Kg)	55
Operation capacity (hr)	10/23 (LPG) Hrs @ 50% load



INCLUDED

- Oil Funnel
- LPG Connection



DESCRIPTION

The Champion Power Equipment CPG7500E2-DF Dual Fuel, Petrol or LPG, portable generator is powered by a 439cc Champion single cylinder, 4-stroke OHV engine that produces 6000 running watts & 7000 max watts on petrol and 5500 max watts & 5000 running watts on LPG.

With a 23 litre fuel tank this unit can run up to 8 hours at 50% load running off petrol or running off propane 19hrs based on 19kg bottle (0.79kg/hr).

Our OHV engine is equipped with a low oil shut-off sensor and designed for long life and easy maintenance. This unit is ideal for RV's, camping trips, hunting, travelling, jobs around the house, or home back-up power during emergencies.

Patented volt guard system installed to protect spikes and surges on appliances & equipment also included patented Cold Start technology.

*Please note: 110v provides approximately 40-50% lower output (watts) than 240v.



FEATURES

- 110v / 240v AC load
- Up to 8 hours run time at 50% load
- 74 dBA at 7m.
- 3 in 1 Intelli Volt Meter
- Easy Start pull recoil start
- Low oil shut-off sensor
- 2.5cm durable tubular steel frame
- 25cm never flat wheels



SPECIFICATIONS

Starting Watts	7500 / 6250 LPG
Max Watts	7000 / 5500 LPG
Rated Watts	6000 / 5000 LPG
AC Load	1 x 110v 32 Amp (UK) 1 x 240V 32 Amp (UK) 2 x 220v 16 Amp (EU)
Frequency	50Hz
Engine	439cc OHV
Fuel Capacity	23 Litres
Oil Capacity	1.1 Litres
Noise Level	74 dBA @ 7m
Start Type	Electric & Manual
RPM	3000
Dimensions (L*W*H)	81.5 x 60 x 62 cm
Certification	CE, EC, EPA Approved
Weight (Kg)	96.8
Operation capacity (hr)	8/19 (LPG) Hrs @ 25% load



INCLUDED

- Oil Funnel
- LPG Connection

DIESEL GENERATORS



5000 WATT DIESEL GENERATOR

LDG6000S LDG6000S-EU

Max AC output:	5000* Watts
Noise Level:	68 dBA @ 7m
Running Watts:	4500 Watts
Warranty:	2 years
Certification:	ISO9001-2000, GS, TUV, CE Approved



i DESCRIPTION

Warriors SUPER Silent models. The auto governor generator has a steady motor speed with excellent low emission rates which in turn creates an environmentally friendly generator. The standby generator has an added bonus of having reduced noise when in use.

The heavy-duty industrial frame design provides full protection and aids portability. The voltage control system helps to protect the unit and also helps to provide the 16 litre fuel tank achieve up to 12 hours running time based on a full tank.

Fitted with 12v battery charging outlet and with 240v and 110v single phase output sockets this powerful and reliable generator is also fitted with a maintenance-free brushless alternator.

Due to the advantage of having a silent enclosure this generator has a key start facility. Smooth running is ensured via the fitting of anti-vibration mountings for minimal vibration and a soundproof canopy for reduced noise. A low oil cut out feature and fuel gauge is also featured.

*Please note: 110v provides approximately 40-50% lower output (watts) than 240v.

FEATURES

- 110v / 240v AC load
- Up to 12 hours run time at 50% load
- 68 dBA at 7m
- 3in1 Intelli Gauge
- Electric Key Start
- Wheels for easy portability

✓ SPECIFICATIONS

Max Watts	5000
Rated Watts	4500
AC Load	1 x 110v 32 Amp (UK) 1 x 240V 32 Amp (UK) 1 x 220v 16 Amp (EU) 1 x 220V 32 Amp (EU)
Frequency	50Hz
Engine	186cc Single Cylinder Air Cooled Direct Injection
Fuel Capacity	16 Litres
Oil Capacity	1.1 Litres
Noise Level	68 dBA @ 7m
Start Type	Electric Key Start
RPM	3000
Dimensions (L*W*H)	88 x 59 x 73cm
Certification	ISO9001-2000, GS, TUV & CE Approved
Weight (Kg)	150
Operation capacity (hr)	>12 Hrs @ 50% load

Please note: images may differ slightly to actual product depending on UK or EU models.



6000 WATT 3 PHASE DIESEL GENERATOR

LDG6000S3

Max AC output:	6000* Watts
Noise Level:	68 dBA @ 7m
Running Watts:	5000 Watts
Warranty:	2 years
Certification:	ISO9001-2000, GS, TUV, CE Approved



DESCRIPTION

Warriors SUPER Silent models. Fitted with 12v battery charging outlet and with 415v Three Phase and 240v Single Phase output sockets as standard this powerful and reliable generator is also fitted with a maintenance-free brushless alternator.

The auto governor generator has a steady motor speed with excellent low emission rates which in turn creates an environmentally friendly generator.

The voltage control system helps to protect the unit and also helps to provide the 16 litre fuel tank achieve up to 12 hours running time based on a full tank.

Due to the advantage of having a silent enclosure this generator has a key start facility. Smooth running is ensured via the fitting of anti-vibration mountings for minimal vibration and a soundproof canopy for reduced noise. A low oil cut out feature and fuel gauge is also featured.

***Please note: When running single phase off a three phase generator you will only receive approx 30-35% of the full output power as the socket will only be running via one of the three phases available.**



FEATURES

- 415v Three Phase / 240v AC load
- Up to 12 hours run time at 50% load
- 68 dBA at 7m
- 3 in 1 Intelli Volt Meter
- Electric key start
- Wheels for easy portability

Please note: images may differ slightly to actual product depending on UK or EU models.



11000 WATT DIESEL GENERATOR

LDG12S LDG12S-EU

Max AC output:	11000* Watts
Noise Level:	68 dBA @ 7m
Running Watts:	10000 Watts
Warranty:	2 years
Certification:	ISO9001-2000, GS, TUV, CE Approved



DESCRIPTION

The standby generator is the ideal product during power cuts and for heavy duty working. The auto governor generator has a steady motor speed with excellent low emission rates which in turn creates an environmentally friendly generator. The standby generator has an added bonus of having reduced noise when in use. An advanced MCU allows for easy and reliable adjustment.

The heavy-duty industrial frame design provides full protection and aids portability. It is fitted with automatic voltage control which protects the unit and provides higher efficiency. The voltage control system also helps to provide the 50ltr fuel tank achieve up to 24 hours running time based on a full tank (at 50% load)

The standby generator has 240v and 110v single phase output sockets. It is a powerful and reliable generator which is fitted with a maintenance-free brushless alternator. Due to the advantage of having a silent enclosure this generator has a key start facility. Smooth running is ensured via the fitting of anti-vibration mountings for minimal vibration and a soundproof canopy for reduced noise. A low oil cut out feature and fuel gauge is also featured.

***Please note: 110v provides approximately 40-50% lower output (watts) than 240v.**



FEATURES

- Max 11000 Watts
- 110v / 240v AC load
- Up to 24 hours run time at 50% load
- 68 dBA at 7m
- 3in1 Intelli Gauge
- Electric Key Start

Please note: images may differ slightly to actual product depending on UK or EU models.



DESCRIPTION

This standby generator is the ideal product during power cuts and for heavy duty working. The auto governor generator has a steady motor speed with excellent low emission rates which in turn creates an environmentally friendly generator. The standby generator has an added bonus of having reduced noise when in use.

The heavy-duty industrial frame design provides full protection and aids portability. Fitted with automatic voltage control, which protects the unit and provides higher efficiency, allowing the long running 50ltr fuel tank to give up to 24 hours running on a full tank (based on 50% Load).

With 415v Three Phase and 240v Single Phase output sockets as standard this powerful and reliable generator is also fitted with a maintenance-free alternator. Due to the advantage of having a silent enclosure this generator has a key start facility. Smooth running is ensured via the fitting of anti-vibration mountings for minimal vibration and a soundproof canopy for reduced noise. A low oil cut out feature and fuel gauge is also featured.

***Please note: When running single phase off a three phase generator you will only receive approx 30-35% of the full output power as the socket will only be running via one of the three phases available.**



FEATURES

- Max 12500 Watts
- 415v Three Phase / 240v AC load
- Up to 24 hours run time at 50% load
- 68 dBA at 7m
- 3 in 1 Intelli Volt Meter
- Electric key start

12500 WATT 3 PHASE DIESEL GENERATOR

LDG12S3

Max AC output:	12500* Watts
Noise Level:	68 dBA @ 7m
Running Watts:	11000 Watts
Warranty:	2 years
Certification:	ISO9001-2000, GS, TUV, CE Approved



SPECIFICATIONS

Max Watts	12500
Rated Watts	11000
AC Load	1 x 240V 16 Amp (UK/EU) 1 x 240V 32 Amp (UK/EU) 1 x 415V 16 Amp (UK/EU)
Frequency	50Hz
Engine	290cc Twin Cylinder, Vertical, 4 stroke, Air Cooled Direct Injection
Fuel Capacity	50 Litres
Oil Capacity	3 Litres
Noise Level	68 dBA @ 7m
Start Type	Electric Key Start
RPM	3000
Dimensions (L*W*H)	116 x 65 x 89cm
Certification	ISO9001-2000, GS, TUV & CE Approved
Weight (Kg)	295
Operation capacity (hr)	>24 Hrs @ 50% load

HOME STANDBY GENERATORS





8500 WATT STANDBY GENERATOR

UK EU CPE100199

Max AC output:	8500 Watts
Noise Level:	59.5 dBA @ 7m
Certification:	CE, EC, EPA Approved



DESCRIPTION

Home & Business Standby

Power interruptions are more than just an inconvenience. When you lose utility power it's not only the lights that go out. Critical hard wired systems like your computer network, heating and air conditioning units shut down, food begins to spoil, security systems often fail to work, sump pumps cease functioning, televisions and home and business shut down.

Champion gives your home or business a permanent source of backup power. In the event of a power outage the generator automatically starts and delivers continuous electrical power. Since it is connected to your LPG or natural gas system it never needs refuelling. No matter how long your power is out your Champion Standby Generator is there to keep the computers working, the lights on, the water hot, the fridge cold and the TV tuned in.

Protection:	Automatic 24 / 7 operation
Fuel:	LPG or natural gas for continuous operation
Convenience:	Auto start in the event of utility power failure. Automatic weekly exercise and test function to insure the unit is always ready to perform
Noise:	Quietest in class. Comparable to normal conversation
Innovative:	"Gullwing" enclosure permits easy installation and service
Starting:	Powerful 24V starting system for cold starting down to -30° C



FEATURES

- 8.5 kW continuous electrical power
- 439cc OHV engine, electric start & low oil shut-down
- Champion Auto Control Module (ACM)
- All weather composite mounting pad
- All weather steel enclosure
- Natural gas or LPG operation
- 10 year limited warranty
- 100 percent reliable



SPECIFICATIONS

Max Continuous Power LPG	8.5 kW
Max Continuous Power NG	7.5 kW
Rated Voltage	240
Amps	35.4 LPG/31.25 NG
Harmonic Distortion	Less than 5%
Unit Circuit Breaker	50 AMP
Phase	Single
Frequency	50 Hz
Noise Level @ 7m	59.5 dBA Installed
Unit Weight	365 lbs / 165.5 kg
Size (LxWxH) cm	124 x 71 x 71
Engine	
Type	Champion OHV
No. of Cylinders	1
Displacement	439cc
NG Fuel Consumption (m3/hr)	2.76 @ 50% load 3.96 @ 100% load
LPG Fuel Consumption (l/hr)	4.00 @ 50% load 5.67 @ 100% load
Cylinder Block	Aluminium with cast iron sleeve
Ignition System	Solid State Magneto
Governor	Mechanical
Starter	24 Volt
Oil Capacity	1.2 qt - 1.1 litre
RPM	3 600
Controls	
Mode Switch Auto	Auto start
Mode Switch Manual	Starts on demand
Mode Switch Off	Stops unit /control & charger active
Maintenance Messages	Std
Programmable Start Delay	Standard
Starter Lockout	Standard
Battery Charger / Indicator	Standard
Charger Fault	Standard
Transfer Switch	
No. of Poles	2
Rating	50 AMPS
Voltage Rating (VAC)	250
Return to Utility	15 seconds
Exercise Weekly - 15 Minutes	Standard
UL Listed USA and Canada	Standard
Circuits	10



12500 WATT STANDBY GENERATOR

UK EU CPE100136

Max AC output:	12500 Watts
Noise Level:	63 dBA @ 7m
Certification:	CE, EC, EPA Approved



DESCRIPTION

Home & Business Standby

Power interruptions are more than just an inconvenience. When you lose utility power it's not only the lights that go out. Critical hard wired systems like your computer network, heating and air conditioning units shut down, food begins to spoil, security systems often fail to work, sump pumps cease functioning, televisions and home and business shut down.

Champion gives your home or business a permanent source of backup power. In the event of a power outage the generator automatically starts and delivers continuous electrical power. Since it is connected to your LPG or natural gas system it never needs refuelling. No matter how long your power is out your Champion Standby Generator is there to keep the computers working, the lights on, the water hot, the fridge cold and the TV tuned in.

Protection:	Automatic 24 / 7 operation
Fuel:	LPG or natural gas for continuous operation
Convenience:	Auto start in the event of utility power failure. Automatic weekly exercise and test function to insure the unit is always ready to perform
Noise:	Quietest in class. Comparable to normal conversation
Innovative:	"Gullwing" enclosure permits easy installation and service
Starting:	Powerful 24V starting system for cold starting down to -30° C



FEATURES

- 12.5kW continuous electrical power
- 717cc OHV engine, electric start and low oil shut-down
- Champion Auto Control Module (ACM)
- All weather composite mounting pad
- All weather steel enclosure
- Natural gas or LPG operation
- 10 year limited warranty
- 100 percent reliable
- Pressurized oiling system with spin on automotive type oil filter
- 24 volt starting system is the most powerful in the industry.



SPECIFICATIONS

Max Continuous Power LPG	12.5 kW
Max Continuous Power NG	11 kW
Rated Voltage	240
Amps	52 LPG/45.8 NG
Harmonic Distortion	Less than 5%
Unit Circuit Breaker	50 AMP
Phase	Single
Frequency	50 Hz
Unit Weight	425.5 lbs / 193 kg
Noise level at 7m. (7m)	63 dBA
Size (LxWxH) cm	122 x 68.5 x 71
Engine	
Type	Milwaukee OHV Vtwin
No. of Cylinders	2
Displacement	717cc
NG Consumption (m3/hr)	3.46 @ 50% load 5.61 @ 100% load
LPG Consumption (l/hr)	5.49 @ 50% load 9.78 @ 100% load
Cylinder Block	Aluminium with cast iron sleeve
Ignition System	Solid State Magneto
Governor	Mechanical
Starter	24 Volt
Oil Capacity	.4 qt - 1.3 litre
RPM	3 600
Controls	
Mode Switch Auto	Auto start
Mode Switch Manual	Starts on demand
Mode Switch Off	Stops unit /control & charger active
Maintenance Messages	Standard
Programmable Start Delay	Standard
Starter Lockout	Standard
Battery Charger / Indicator	Standard
Charger Fault	Standard
Transfer Switch	
No. of Poles	2
Rating	100 AMPS
Voltage Rating (VAC)	250
Return to Utility	15 seconds
Exercise Weekly - 15 Minutes	Standard
UL Listed USA and Canada	Standard
Circuits	12

PRESSURE WASHERS



2600 PSI 8.3 LPM PRESSURE WASHER

100382

Max Pressure:	2600 psi
Flow Capacity:	8.3 lpm
Petrol Capacity:	3.4 Litres
Warranty:	3 years
Certification:	CE, EPA/CARB



DESCRIPTION

This Dolly Style Gas Powered Pressure Washer with Annovi Reverberi Axial Cam Pump provides cost effective, "do-it-yourself" cleaning power.

It is a perfect, hassle-free solution for cleaning patios, decks, outdoor furniture, siding, fences, driveways, cars, trucks, boats, RVs, farm equipment and more.

The 2600 PSI Pressure Washer comes with three quick connect nozzles for a variety of applications - 0°, 25°, soap. A high quality Annovi Reverberi axial cam pump ensures steady nozzle pressure for consistent cleaning performance.



FEATURES

- 2600 PSI
- 30cm Never flat wheels
- Easy pull recoil start
- Low oil shut-off sensor
- Durable steel frame
- Threaded gun and wand fittings
- Quick connect nozzle fittings included
- Integrated hose hanger and gun holder



SPECIFICATIONS

PSI	2600
Litres/min	8.3
Engine	196cc Champion OHV
Start Type	Manual
Fuel Capacity	3.4 L
Engine Oil Capacity	0.6 L
Recommended Oil Type	SAE 10W-30
Detergent Tank	No
Detergent Hose	120 cm
Fuel Gauge	No
Weight	34.1 - 35.3 kg
Mobility Kit	Included
Dimensions	75 x 52.4 x 95cm (LWH)
Wheels	30 cm
Hose	7.6m high pressure
Spray Type/Tips	3 quick connect nozzles (0°, 25°, soap)



INCLUDED

- 7.6m Pressure Hose
- Quick connect gun, wand, and nozzle fittings
- Hose Hanger
- Gun Holder
- Oil Funnel
- Detergent Hose



3200 PSI 9.0 LPM PRESSURE WASHER

100384

Max Pressure:	3200 psi
Flow Capacity:	9.0 lpm
Petrol Capacity:	3.4 Litres
Warranty:	3 years
Certification	CE, EPA/CARB

i

DESCRIPTION

This Dolly Style Gas Powered Pressure Washer with Annovi Reverberi Axial Cam Pump provides cost effective, "do-it-yourself" cleaning power.

It is a perfect, hassle-free solution for cleaning patios, decks, outdoor furniture, siding, fences, driveways, cars, trucks, boats, RVs, farm equipment and more.

The 3200 PSI Pressure Washer comes with five quick connect nozzles for a variety of applications – 0°, 15°, 25°, 40°, soap. A high quality Annovi Reverberi axial cam pump ensures steady nozzle pressure for consistent cleaning performance.



FEATURES

- 3200 PSI
- 30cm Never flat wheels
- Easy pull recoil start
- Low oil shut-off sensor
- Durable steel frame
- Threaded gun and wand fittings
- Quick connect nozzle fittings included
- Integrated hose hanger and gun holder




SPECIFICATIONS

PSI	3200
Litres/min	9
Engine	224cc Champion OHV
Start Type	Manual
Fuel Capacity	3.4 L
Engine Oil Capacity	0.6 L
Recommended Oil Type	SAE 10W-30
Detergent Tank	2
Detergent Hose	120 cm
Fuel Gauge	No
Weight	36.2 kg
Mobility Kit	Included
Dimensions	75 x 46.7 x 97.2cm (LWH)
Wheels	30 cm
Hose	7.6m high pressure
Spray Type/Tips	5 quick connect nozzles (0°, 15°, 25°, 40°, soap)



INCLUDED

- 7.6m Pressure Hose
- Quick connect gun, wand, and nozzle fittings
- Hose Hanger
- Gun Holder
- Oil Funnel
- Detergent Tanks
- Detergent Hose



4200 PSI 15.1 LPM PRESSURE WASHER

100386

Max Pressure:	4200 psi
Flow Capacity:	15.1 lpm
Petrol Capacity:	6.0 Litres
Warranty:	3 years
Certification:	CE, EPA/CARB

i

DESCRIPTION

Champion's 4200-PSI gas pressure washer with 15.1 LPM features five nozzles, 33cm pneumatic tires, a 15.2m high pressure hose, comfort grip gun and a triplex pump for consistent cleaning. Powered by a 389cc Champion engine, this unit pairs powerful cleaning performance in a practical design.

It is a perfect, hassle-free solution for cleaning patios, decks, outdoor furniture, siding, fences, driveways, cars, trucks, boats, RVs, farm equipment and more.

The rugged wheelbarrow design with rugged pneumatic tires makes the pressure washer easy to manoeuvre and transport over a variety of rough terrains.



FEATURES

- 4200 PSI
- 33cm Pneumatic wheels
- Easy pull recoil start
- Low oil shut-off sensor
- Durable steel frame
- Threaded gun and wand fittings
- Quick connect nozzle fittings included
- Detergent hose included



SPECIFICATIONS

PSI	4200
Litres/min	15.1
Engine	389cc Champion OHV
Start Type	Manual
Fuel Capacity	6.2 L
Engine Oil Capacity	1.1 L
Recommended Oil Type	SAE 10W-30
Detergent Tank	No
Detergent Hose	120 cm
Fuel Gauge	No
Weight	69.8 kg
Mobility Kit	Included
Dimensions	114 x 57 x 77.2cm (LWH)
Wheels	33cm Pneumatic
Hose	15.2m high pressure
Spray Type/Tips	5 quick connect nozzles (0°, 15°, 25°, 25°, soap)



INCLUDED

- 15.2m Pressure Hose
- Quick connect gun, wand, and nozzle fittings
- Hose Hanger
- Gun Holder
- Oil Funnel
- Detergent Hose

WOOD CHIPPERS



2 INCH WOOD CHIPPER SHREDDER

RT10005

Wood Diameter:	2 Inch (50mm)
Engine:	4.1 kW Champion OHV
Petrol Capacity:	3.1 Litres
Warranty:	3 years
Certification:	CE, EPA/CARB



DESCRIPTION

The Champion RT10005 2" Wood Chipper Shredder provides dependable, and portable wood chipping.

The unit is powered by a 4.1 kW Champion single cylinder, 4-stroke OHV engine with a 3.1 litre fuel tank. Allows for up to max 2 inch diameter chipping material.



SPECIFICATIONS

Max diameter chipper material	2 Inch (50mm)
Engine Power	4.1 kW
Engine Type	Champion 4-Stroke OHV
Start Type	Manual
Max Cutting Speed	2800 rpm
Fuel Type	Unleaded
Fuel Capacity	3.1 L
Engine Oil Capacity	0.6 L
Emergency Stop Button	Yes
Net Weight	71 kg
Height	115 cm
Width	78 cm
Length	48 cm
Start Type	Recoil



FEATURES

- 4.1 kW Champion OHV Engine.
- Chips up to 2 inch max diameter chipper material.
- Emergency Stop Button.



i

DESCRIPTION

The Champion RT10010 4" Wood Chipper Shredder provides dependable, and portable wood chipping.

The unit is powered by a 8.2 kW Champion single cylinder, 4-stroke OHV engine with a 6.5 litre fuel tank. Allows for up to max 4 inches diameter chipping material.

B

FEATURES

- 8.2 kW Champion OHV Engine.
- Chips up to 4 inch max diameter chipper material.
- Emergency Stop Button.

**4 INCH WOOD
CHIPPER
SHREDDER**

RT10010

Wood Diameter:	4 Inch (100mm)
Engine:	8.2kW Champion OHV
Petrol Capacity:	6.5 Litres
Warranty:	3 years
Certification:	CE, EPA/CARB



SPECIFICATIONS

Max diameter chipper material	4 Inch (100mm)
Engine Power	8.2 kW
Engine Type	Champion 4-Stroke OHV
Start Type	Manual
Max Cutting Speed	2400 rpm
Fuel Type	Unleaded
Fuel Capacity	6.5L
Engine Oil Capacity	1.1 L
Emergency Stop Button	Yes
Net Weight	85 kg
Height	115 cm
Width	58 cm
Length	113 cm
Start Type	Recoil

**LOG SPLITTERS
COMING SOON**



CHAMPION GENERATOR ACCESSORIES



**CHAMPION
ATS**



**37MBAR
PROPANE REGULATOR**



**50MBAR
PROPANE REGULATOR**



**CHAMPION GENERATOR
ALL WEATHER COVER**



**CHAMPION PARALLEL KIT TO SUIT SMALL
INVERTER MODELS**



**CHAMPION PARALLEL KIT
TO SUIT 73001 MODELS**



**CHAMPION PARALLEL LEADS
TO SUIT 73001**



**NEW AVR UNIT 2000 / 4000
PETROL GENERATOR**



**CHAMPION
SMART CHARGER**



**GENERATOR WHEEL &
HANDLE KIT CPG2000 - 4000**



**CHAMPION
WIRELESS KEY FOB**



**3/4" API
HOSE CONNECTOR**

WARRIOR GENERATOR ACCESSORIES



**WARRIOR ATS
AUTOMATIC TRANSFER**



**NEW AVR UNIT
3500 DIESEL GENERATOR**



**DIESEL
AIR FILTER**



**DIESEL FUEL FILTER
TO SUIT 3KW-6KW MODELS**



**NEW DIESEL FUEL INJECTOR
TO SUIT 3500 & 5000 MODEL**



**NEW DIESEL FUEL PUMP
TO SUIT 3500 & 5000 MODEL**



**NEW DIESEL IGNITION SWITCH
TO SUIT 3500, 5000 & 6700 MODEL**



**NEW DIESEL OIL FILTER
TO SUIT 3KW-6KW MODELS**



**NEW DIESEL STARTER
12V SOLENOID ONLY**



**NEW STARTER
MOTOR ASSEMBLY**



YOUR LOCAL DISTRIBUTOR

